

How To Install Bird Free Gel

Directions for use:

Bird Free gel may be used to deter pigeons and other birds from roosting or nesting on buildings and other structures. Bird Free gel is supplied in ready-to-use plastic dishes (65mm diameter; 8mm high). These should be affixed to surfaces with commercially available silicone adhesive after removing covers. Allow surface to dry before applying silicone adhesive.



Installation guidelines for pigeons

1. Clean site thoroughly using:

- PX-Ornikill (See label for dilution rates)

» for disinfecting bird droppings


- Surface Cleaner ADH003-2

» for cleaning surfaces prior to installation


(See "Cleaning the site prior to application of Bird Free®", right)

2. Fix dishes as shown below.


High pressure/nesting sites: 15cm (centre to centre)



Medium pressure/night roosts: 20cm (centre to centre)



Low pressure/day roosts: 25cm (centre to centre)



How To Install Bird Free Gel

Cleaning the site prior to application of Bird Free Gel

It is essential to clean the application site of all nests, faeces and other organic debris before Bird Free® is applied. (Failure to do so will compromise efficacy.) Routine cleaning of droppings where there are no nests or major accumulation of faeces (e.g. from window cills) can be done with scrapers and wire brushes. Simple precautions to reduce direct contact with droppings, such as wearing disposable gloves and disposable coveralls and other suitable Personal Protective Equipment should be taken. When cleaning long-standing nesting or night roosting sites, where there is a major accumulation of faeces, full PPE, including masks, should be worn. Precautions should be taken to ensure that members of the public are not exposed to airborne dust or other debris. Surfaces should be wetted with biocide, e.g. PX-Ornikill, or water mixed with detergent where faeces are present to limit generation of airborne dust and aerosol mists during cleaning. If a pressure washer is used, dust and aerosol control measures, such as containing the area with plastic sheeting, should be taken. Alternatively the wetted faeces and debris can be removed with a shovel. The wet material should be collected in heavy-duty plastic bags, or some other type of secure container, and suitable arrangements made for disposal. Wash skin and clothing after cleaning bird debris and before eating or drinking. Do not touch or rub eyes while or after handling Bird Free Gel. When cleaning large amounts of bird debris, operatives should be informed of the possible health risks involved. Persons with compromised immune systems should avoid the cleaning operation.

For technical support or other questions, contact:

BS Fixings
03330 117818
info@bsfixings.co.uk